


# EDEN

Single Towel Rail 600mm


**7**  
YEAR  
WARRANTY




Chrome



Brushed Brass



Matte Black



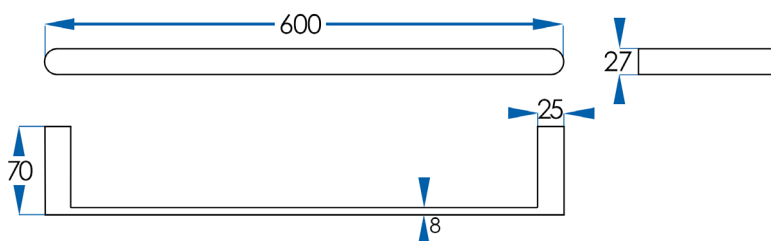
Gunmetal



Brushed Nickel



Titanium Bronze



## SPECIFICATIONS

Material	Stainless Steel
Includes	Towel Rail, Concealed Fixing, Allen Key
Warranty	7 year replacement product and parts

CODE	FINISH
EDE608-600-CH	Chrome
EDE608-600-MB	Matte Black
EDE608-600-BN	Brushed Nickel
EDE608-600-BB	Brushed Brass
EDE608-600-GM	Gunmetal
EDE608-600-TB	Titanium Bronze

**CASA LUSO**

Due to our policy of continuous development, all designs and measurements are intended only as a guide and are subject to change without notice. Being hand made products they are subject to a size variance E&OE. This brochure is representative of the actual products at time of printing. Please confirm all particulars before purchase. Casa Lusso recommends having the product on site before commencing rough in.

Available at

**hgb** Highgrove Bathrooms  
[www.highgrovebathrooms.com.au](http://www.highgrovebathrooms.com.au)