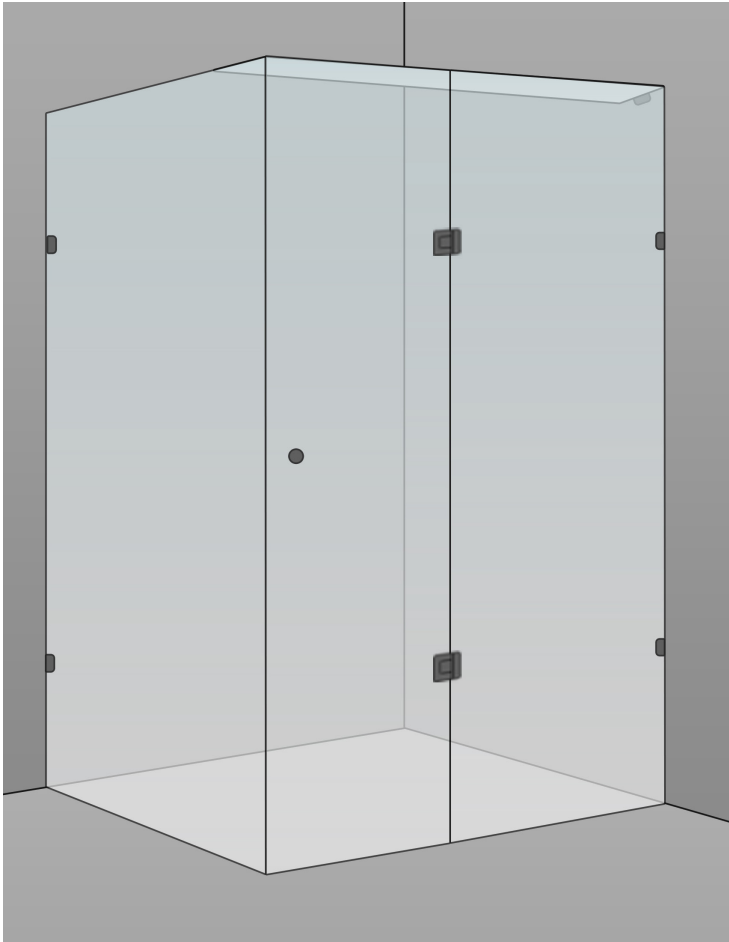



RECTANGLE FRAMELESS SHOWER KIT 1200x1000x2100mm

600mm Hinge Panel

2
YEAR
WARRANTY



Fittings available in 4 finishes



Chrome



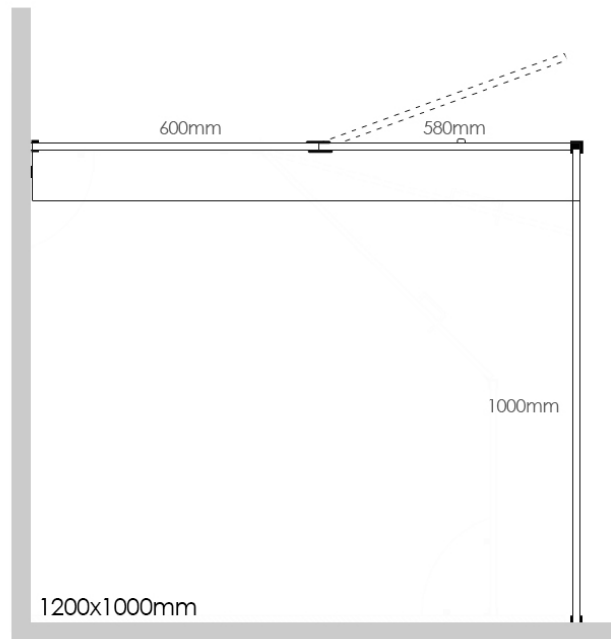
Matte Black



Brushed Brass



Brushed Nickel



INCLUDES

- 1 x 1000x2100x10mm Tempered Glass Panel
- 1 x 600x2100x10mm Tempered Glass Panel (cut out)
- 1 x 580x2090x10mm Tempered Door Glass Panel
- 1 x 1200x100x10mm Tempered Header Glass Panel
- 1 x Solid Brass Round Shower Door Handle
- 2 x Solid Brass 180 Degree Shower Door Hinges
- 5 x 10mm Glass Clips

SPECIFICATIONS

Made to Australian standards code AS/NZS 2208:1996 Safety glazing materials in buildings. To Meet Australian Safety Standards and Warranty Purposes, Toughened Safety Glass must be Installed By a Licensed Glazier. Due to the Nature of Tempered Safety Glass, Please make sure you take care with transport and handling of Your Products.

Material	10mm Toughened Safety Glass Shower Fittings - Solid Brass
Code	FS1210A
Warranty	2 year replacement product or parts

FINISHED EXTERNAL GLASS DIMENSIONS

Size 1205x1005x2105mm

Assumptions

1. Walls are square to floor
2. Finished external glass measurements are from finished tile surface to outside of glass
3. Fixing clips are being used on walls & top plate (supplied with kit)

CASA LUSO

Due to our policy of continuous development, all designs and measurements are intended only as a guide and are subject to change without notice. Being hand made products they are subject to a size variance E&OE. This brochure is representative of the actual products at time of printing. Please confirm all particulars before purchase. Casa Lusso recommends having the product on site before commencing rough in.

Available at

hb Highgrove Bathrooms
www.highgrovebathrooms.com.au